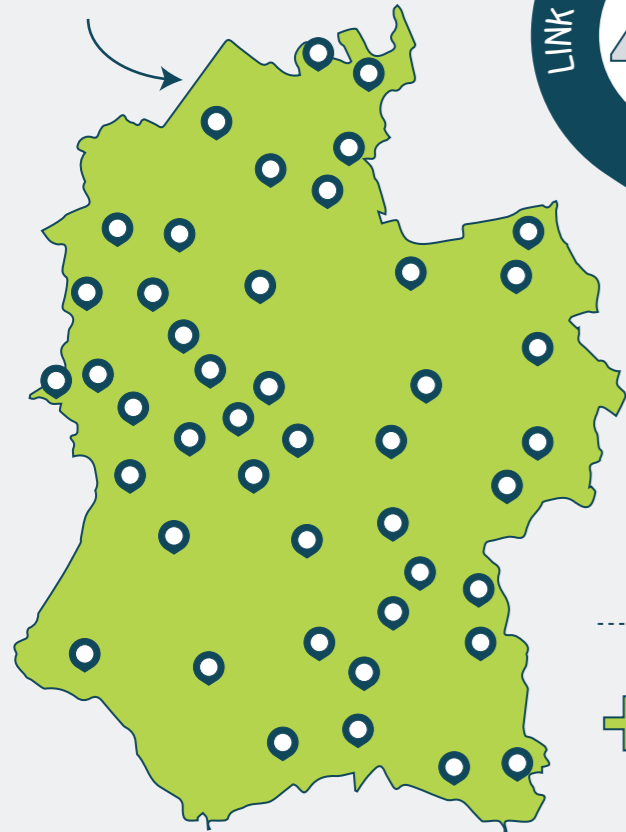




Link Scheme Audit 2022



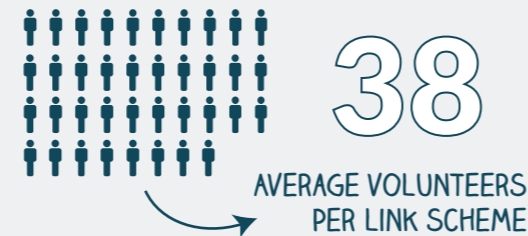
LINK SCHEME MAP OF WILTSHIRE



LINK GOOD NEIGHBOUR SCHEMES
42

THE NUMBER OF LINK SCHEMES IN WILTSHIRE & SWINDON IS UNCHANGED FROM 2021

1,620
NUMBER OF VOLUNTEERS INVOLVED IN LINK SCHEMES



PERCENTAGE CHANGE IN LINK VOLUNTEERS FROM 2021
+3%

IN 2022 LINK VOLUNTEERS OFFERED:

101,130
Hours

THE NUMBER OF HOURS GIVEN BY VOLUNTEERS INCREASED BY **+22%** IN 2022



ECONOMIC VALUE BASED ON HOURLY RATE*



£1,262,102

AVERAGE ADDED ECONOMIC VALUE PER VOLUNTEER HAS INCREASED BY 22% FROM 2021 LINK SCHEME AUDIT FIGURES

£779.07

AVERAGE ADDED ECONOMIC VALUE PER VOLUNTEER IN 2022

*Based on ONS South West Average hourly pay - gross (£) - For all jobs @ £12.48 per hour

+39%

IN 2022 LINK VOLUNTEERS TRAVELLED:

THE NUMBER OF MILES TRAVELLED BY LINK VOLUNTEER DRIVERS INCREASED BY 39% COMPARED WITH 2021 AUDIT FIGURES

689,661
Miles

IN 2022 EACH LINK VOLUNTEER TRAVELLED AN AVERAGE OF:

425 Miles

16,420 Miles

IN 2022 EACH LINK SCHEME TRAVELLED AN AVERAGE OF

EVERYDAY TASKS COMPLETED IN 2022*

34,125

THE NUMBER OF 'GOOD NEIGHBOUR' TASKS COMPLETED IN 2022 INCREASED BY **+38%**

*Some Link schemes offer good neighbour services including small tasks in the home & garden, shopping, prescription collection and befriending.



HEALTH RELATED JOURNEYS IN 2022

26,249 (+27% INCREASE FROM 2021)

DISTRICT HOSPITALS **9,636** (+24%)

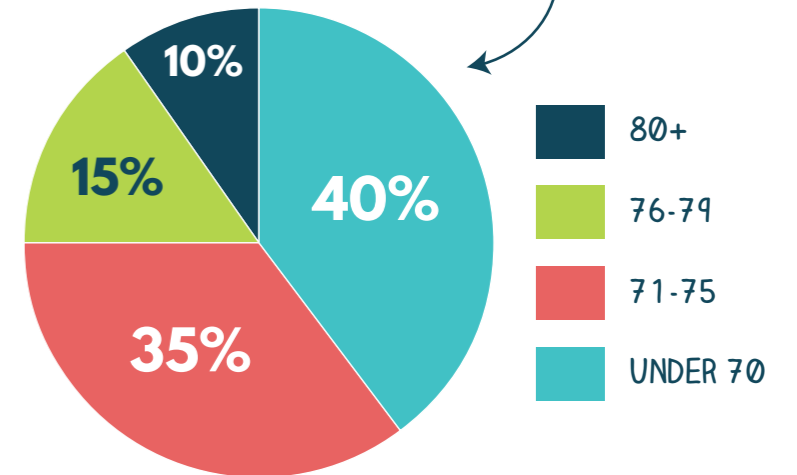
DOCTORS SURGERIES **7,194** (+37%)

OTHER HEALTH & DENTISTS **5,045** (+21%)

OTHER HOSPITALS **2,426** (+18%)

COMMUNITY HOSPITALS **1,948** (+34%)

LINK SERVICE DRIVERS AGE PROFILE



COMMUNITY FIRST